


POULTON PORTABLES LTD.

Maldon Road, Danbury
ESSEX CM3 4QW
Tel: 01245 222550 Fax: 01245 227245
Email: essex@poultons.co.uk

PRICE LIST November 2023 (INCLUDING VAT)

RIFFHAM



SIZE (m) W x D	PRICE	LINED WALLS	ERECT	2nd COAT	FELT TILES
3.0 x 1.8	£3,922	£721	£648	£362	Included to front only
3.0 x 2.1	£4,168	£769	£689	£383	
3.0 x 2.4	£4,416	£812	£730	£408	
3.6 x 2.4	£4,933	£905	£815	£452	
4.5 x 3.0	£6,387	£1,130	£1,055	£565	

HEYBRIDGE CABIN



SIZE (m) W x D	PRICE	LINED WALLS	ERECT	2nd COAT	FELT TILES
2.1 x 1.5	£1,954	N/A	£323	£241	£329
2.4 x 1.8	£2,183		£361	£282	£431
2.4 x 2.4	£2,632		£435	£321	£553
3.0 x 2.4	£3,368		£556	£362	£682
3.6 x 2.4	£3,756		£621	£402	£813

FARNHAM



SIZE (m) W x D	PRICE	LINED WALLS	ERECT	2nd COAT	CEDAR SHINGLES
3.0 x 2.1	£5,751	£776	£993	£363	£1,740
3.6 x 2.4	£6,874	£923	£1,187	£418	£2,986
3.6 x 3.0	£8,345	£1,011	£1,441	£460	£3,847
4.2 x 3.0	£9,453	£1,104	£1,633	£502	£4,275

BURNHAM



Side windows shown are optional extra.

SIZE (m) W x D	PRICE	LINED WALLS	ERECT	2nd COAT	FELT TILES
2.7 x 1.8	£3,472	£798	£574	£348	£568
2.7 x 2.1	£3,740	£848	£618	£371	£642
2.7 x 2.4	£4,008	£898	£662	£394	£713
3.0 x 2.4	£4,270	£965	£705	£418	£793
3.0 x 2.7	£4,567	£1,011	£755	£441	£875
3.3 x 2.4	£4,530	£1,021	£748	£441	£863

WOODHAM



SIZE (m) W x D	PRICE	LINED WALLS	ERECT	2nd COAT	FELT TILES
2.4 x 2.7	£3,510	£674	£580	£341	£614
2.4 x 3.3	£3,902	£761	£645	£382	£740
2.7 x 3.3	£4,664	£814	£770	£402	£821
2.7 x 3.6	£4,885	£856	£807	£421	£889
3.0 x 3.0	£5,036	£825	£832	£402	£831
3.0 x 3.6	£5,237	£916	£865	£443	£987
3.3 x 3.3	£5,687	£923	£940	£443	£987
3.6 x 3.6	£6,395	£1,031	£1,057	£482	£1,174

PURLEIGH



SIZE (m) W x D	PRICE	LINED WALLS	ERECT	2nd COAT	FELT TILES
2.1 x 1.5	£2,230	N/A	£368	£241	£329
2.4 x 1.8	£2,456		£406	£281	£431
2.4 x 2.4	£2,888		£477	£321	£552
3.0 x 2.4	£3,602		£595	£361	£680
3.6 x 2.4	£3,979		£657	£402	£812

MERSEA CHALET



SIZE (m) W x D	PRICE	LINED WALLS	ERECT	2nd COAT	FELT TILES
3.0 x 1.8	£3,955	£798	£653	£321	£614
3.0 x 2.1	£4,242	£841	£701	£341	£691
3.0 x 2.4	£4,530	£887	£748	£362	£768
3.6 x 2.4	£5,029	£1,003	£831	£402	£912
3.6 x 3.0	£5,719	£1,095	£945	£443	£1,095
4.2 x 3.0	£6,336	£1,213	£1,047	£482	£1,271
4.2 x 3.6	£7,139	£1,305	£1,180	£521	£1,484
4.5 x 3.0	£6,643	£1,265	£1,097	£502	£1,344
4.5 x 3.6	£7,504	£1,359	£1,240	£543	£1,576

GAZEBOS



SIZE (m) W x D (sides)	PRICE	LINED WALLS	ERECT	2nd COAT	CEDAR SHINGLES
2.0 x 2.0 ** (8)	£2,666	N/A	£460	£318	£2,188
2.5 x 2.2 (6)	£4,544	£559	£785	£385	£2,612
2.8 x 2.0 (8)	£4,538	£559	£784	£403	£2,542
2.7 x 2.4 (8)	£5,417	£691	£936	£458	£2,730
3.0 x 3.0 (8)	£6,847	£724	£1,183	£582	£3,522


**** This size only has a non-curved plywood**

OPEN GAZEBOS



SIZE (m) W x D (sides)	PRICE	SEATING	LINED WALLS	ERECT	2nd COAT	CEDAR SHINGLES
2.3 x 2.0 (6)	£4,144	£1,088	N/A	£716	£510	£2,447
2.5 x 2.2 (6)	£4,379	£1,174		£756	£567	£2,612
3.0 x 3.0 (8)	£7,100	£1,802		£1,226	£757	£3,522

PELHAM



SIZE (m) A x B	PRICE	LINED WALLS	ERECT	2nd COAT	FELT TILES
2.1 x 2.25	£3,041	£778	£501	£291	N/A
2.4 x 2.65	£3,662	£824	£605	£337	
2.7 x 3.05	£4,346	£871	£718	£385	
3.0 x 3.45	£4,829	£971	£798	£432	

HALLINGBURY



SIZE (m) W x D	PRICE	LINED WALLS	ERECT	2nd COAT	FELT TILES
3.0 x 2.1	£4,112	£838	£680	£340	N/A
3.3 x 2.4	£4,844	£890	£823	£362	
3.6 x 2.7	£5,517	£940	£938	£420	
3.9 x 3.0	£6,211	£1,048	£1,056	£461	

HADLEIGH



SIZE (m) A x B	PRICE	LINED WALLS	ERECT	2nd COAT	FELT TILES
2.1 x 2.25	£4,334	£802	£749	£291	INC
2.4 x 2.65	£5,229	£944	£903	£328	
2.7 x 3.05	£6,086	£1,076	£1,051	£374	
3.0 x 3.45	£7,068	£1,212	£1,221	£420	

SHAFTESBURY



SIZE (m) W x D	PRICE	LINED WALLS *	ERECT	2nd COAT	FELT TILES
3.0 x 2.1	£5,566	£758	£961	£341	INC
3.3 x 2.4	£6,558	£893	£1,133	£382	
3.6 x 2.7	£7,495	£1,018	£1,295	£421	
3.9 x 3.0	£8,454	£1,145	£1,460	£462	

Lining only for corner cabin section*

CORNER STORES



SIZE (m) A x B	STANDARD	DOUBLE DOORS	GEORGIAN	LINED WALLS	ERECT	2nd COAT	FELT TILES
1.8 x 2.00	£1,285	N/A	£1,683	N/A	£284	£252	N/A
2.1 x 2.25	£1,513	£1,702	£1,919		£373	£291	
2.4 x 2.65	£2,061	£2,250	£2,482		£480	£370	
2.7 x 3.05	£2,581	£2,768	£3,016		£592	£383	

SOLAR POTTING SHED



SIZE (m) W x D	PRICE	LINED WALLS	ERECT	2nd COAT	FELT TILES
2.1 x 2.0	£1,916	N/A	£303	£267	N/A
2.4 x 2.0	£2,033		£322	£286	
3.0 x 2.0	£2,384		£377	£325	
3.6 x 2.0	£2,874		£455	£364	

Includes bench

BEACH HUTS



SIZE (m) W x D	PRICE	LINED WALLS	ERECT	2nd COAT	FELT TILES
2.4 x 3.0	£3,702	£1,027	£563	£447	£758
2.4 x 3.6	£4,138	£1,134	£629	£512	£902

HEAVY DUTY APEX SHEDS



SIZE (m) W x D	PRICE	LINED WALLS	ERECT	2nd COAT	FELT TILES
2.4 x 3.0	£2,940	£977	£447	£408	POA
2.4 x 3.6	£3,366	£1,078	£512	£452	
2.4 x 4.2	£3,791	£1,182	£576	£497	
2.4 x 4.8	£4,221	£1,306	£642	£543	
3.0 x 4.2	£4,543	£1,306	£690	£543	
3.0 x 4.8	£5,076	£1,410	£772	£588	
3.0 x 6.0	£6,145	£1,615	£934	£678	
3.6 x 4.2	£5,289	£1,505	£804	£588	
3.6 x 4.8	£5,931	£1,610	£901	£634	
3.6 x 5.4	£6,572	£1,718	£999	£678	
3.6 x 6.0	£7,213	£1,827	£1,096	£723	
3.6 x 7.5	£8,815	£2,098	£1,340	£835	
4.2 x 4.8	£6,785	£1,748	£1,031	£678	
4.2 x 5.4	£7,533	£1,858	£1,145	£723	
4.2 x 6.0	£8,281	£1,965	£1,259	£769	
4.5 x 7.5	£10,819	£2,298	£1,644	£903	
4.8 x 5.4	£8,495	£1,998	£1,291	£769	
4.8 x 6.0	£9,348	£2,107	£1,421	£812	
5.4 x 7.5	£12,821	£2,522	£1,949	£972	
6.0 x 7.5	£14,158	£2,671	£2,152	£1,017	

HEAVY DUTY PENT SHEDS



SIZE (m) W x D	PRICE	LINED WALLS	ERECT	2nd COAT	FELT TILES
3.0 x 2.4	£2,940	£975	£447	£408	POA
3.6 x 2.4	£3,366	£1,082	£512	£452	
4.2 x 2.4	£3,791	£1,191	£576	£497	
4.2 x 3.0	£4,543	£1,299	£690	£543	
4.2 x 3.6	£5,289	£1,406	£804	£588	
4.8 x 2.4	£4,221	£1,299	£642	£584	
4.8 x 3.0	£5,255	£1,406	£799	£588	
6.0 x 3.0	£6,145	£1,625	£934	£678	

SANDON GARAGE



SIZE (m) W x D	PRICE	LINED WALLS	ERECT	2nd COAT	FELT TILES
2.7 x 4.2	£5,039	£1,226	£766	£520	POA
2.7 x 4.8	£5,518	£1,329	£839	£565	
2.7 x 5.4	£5,998	£1,432	£912	£609	
2.7 x 6.0	£6,481	£1,533	£985	£655	
3.0 x 3.6	£4,876	£1,191	£741	£497	
3.0 x 4.2	£5,411	£1,292	£822	£543	
3.0 x 4.8	£5,944	£1,396	£904	£588	
3.0 x 5.4	£6,481	£1,498	£985	£634	
3.0 x 6.0	£7,014	£1,599	£1,066	£678	
3.3 x 4.8	£6,372	£1,451	£969	£609	
4.8 x 4.8	£8,508	£1,783	£1,293	£723	
5.4 x 5.4	£10,326	£2,023	£1,570	£812	
6.0 x 6.0	£11,115	£2,265	£1,689	£903	


Extra pair of doors £1,236

SPACE SAVER




SIZE (m) W x D	PRICE	LINED WALLS	ERECT	2nd COAT	FELT TILES
1.5 x 0.6	£643	N/A	£131	£103	N/A
1.5 x 0.9	£675		£131	£114	
1.8 x 0.6	£675		£138	£114	
1.8 x 0.9	£711		£138	£123	

KENNEL + RUN



SIZE (m) W x D	PRICE	LINED WALLS	ERECT	2nd COAT	FELT TILES
3.0 x 1.2	£1,180	N/A	£169	£153	N/A
3.6 x 1.2	£1,317		£188	£171	

STANDARD APEX SHEDS



SIZE (m) W x D (windows)	PRICE	EXTRA HEIGHT	LINED WALLS	ERECT	2nd COAT	FELT TILES
1.2 x 1.8 (2)	£917	£1,144	N/A	£190	£139	N/A
1.5 x 2.1 (2)	£952	£1,192		£207	£158	
1.8 x 1.2 (1)	£917	£1,144		£190	£139	
1.8 x 1.5 (1)	£949	£1,186		£203	£148	
1.8 x 1.8 (2)	£980	£1,225		£207	£158	
1.8 x 2.1 (2)	£1,035	£1,292		£215	£165	
1.8 x 2.4 (2)	£1,100	£1,375		£226	£175	
1.8 x 2.7 (3)	£1,218	£1,523		£233	£184	
1.8 x 3.0 (3)	£1,332	£1,667		£252	£191	
1.8 x 3.6 (4)	£1,760	£2,202		£311	£217	
1.8 x 4.2 (4)	£1,968	£2,459		£328	£236	
1.8 x 4.8 (4)	£2,172	£2,716		£347	£253	
2.1 x 2.1 (2)	£1,123	£1,405		£226	£175	
2.1 x 2.4 (2)	£1,394	£1,744		£242	£191	
2.1 x 3.0 (3)	£1,563	£1,956		£259	£202	
2.4 x 1.2 (1)	£1,084	£1,355		£215	£165	
2.4 x 1.5 (1)	£1,174	£1,468		£226	£175	
2.4 x 1.8 (2)	£1,271	£1,589		£233	£184	
2.4 x 2.1 (2)	£1,394	£1,744		£242	£191	
2.4 x 2.4 (2)	£1,523	£1,903		£252	£202	
2.4 x 2.7 (3)	£1,607	£2,010		£259	£210	
2.4 x 3.0 (3)	£1,776	£2,220		£268	£217	
2.4 x 3.6 (4)	£2,239	£2,799		£337	£236	
2.4 x 4.2 (4)	£2,533	£3,165		£372	£253	
2.4 x 4.8 (4)	£2,822	£3,527		£390	£279	
2.4 x 5.4 (6)	£3,103	£3,885		£406	£298	
2.4 x 6.0 (6)	£3,387	£4,235		£422	£314	
2.4 x 1.2 (2Georgian)	£1,523	£1,896		£226	£175	
2.4 x 1.5 (2Georgian)	£1,609	£2,004		£233	£184	
2.4 x 1.8 (2Georgian)	£1,705	£2,122		£242	£191	
2.4 x 2.1 (2Georgian)	£1,830	£2,278		£252	£203	
2.4 x 2.4 (2Georgian)	£1,958	£2,437		£259	£211	
2.4 x 2.7 (2Georgian)	£2,043	£2,544		£268	£219	
2.4 x 3.0 (2Georgian)	£2,210	£2,752		£278	£229	
2.7 x 2.7 (3)	£1,834	£2,292		£268	£217	
2.7 x 3.0 (3)	£2,035	£2,544		£284	£236	
2.7 x 3.6 (4)	£2,440	£3,049		£372	£253	
3.0 x 3.0 (3)	£2,262	£2,827		£302	£245	
3.0 x 3.6 (4)	£2,711	£3,390		£390	£279	
3.0 x 4.2 (4)	£3,017	£3,772		£406	£298	
3.0 x 4.8 (4)	£3,448	£4,311		£422	£314	
3.0 x 6.0 (6)	£4,313	£5,390		£450	£349	

STANDARD PENT SHEDS



SIZE (m) W x D	PRICE	EXTRA HEIGHT	LINED WALLS	ERECT	2nd COAT	FELT TILES
1.8 x 1.2	£958	£1,137	N/A	£200	£148	N/A
2.1 x 1.5	£1,040	£1,248		£218	£164	
2.4 x 1.8	£1,171	£1,406		£232	£181	
3.0 x 1.8	£1,403	£1,681		£248	£198	
2.4 x 2.4	£1,496	£1,795		£248	£206	

BADDOW



SIZE (m) W x D	PRICE	LINED WALLS	ERECT	2nd COAT	FELT TILES
2.1 x 1.5	£1,477	N/A	£203	£176	N/A
2.4 x 1.8	£1,635		£227	£183	
3.0 x 1.8	£1,915		£265	£198	
3.0 x 2.1	£2,191		£303	£204	
3.0 x 2.4	£2,471		£447	£218	
3.6 x 2.4	£2,915		£403	£232	

Non-opening standard sash window	£95
Non-opening Georgian 6 pane window	£142
Non-opening Georgian 8 pane window	£169
Opening standard sash window	£142
Opening Georgian 6 pane window	£207
Opening Georgian 8 pane window	£254
Double glazed windows	£POA
Extra single shed door	£159
Extra wide shed door in lieu or std	£103

Stable door, ledged & braced	£197
Double shed doors in lieu of single	£159
Extra 6 or 8 pane, or any other glazed door	£374
Extra fully boarded, framed, ledged and braced door	£341
Mortice lock	£59
Workbench with shelf per 300mm run	£30
75mmx75mm pressure treated bearers per metre	£11.00
300mm x 300mm slabs laid on level ground (each)	£11.00

DELIVERY CHARGE FOR ALL BUILDINGS - £63 MINIMUM